



Easy
EASY
way to split

text into
multiple columns.

7

Easy Peasy Split

Veronique Frizzell

Veronique Frizzell

A deceptively simple problem came up the other day and I thought “A piece of cake!”

We needed to split a column filled with both text and numbers into two columns.

Here's a

simple

example.


(A list of books and made up prices.)

	C	D	E
		The Model Thinker \$15.79	
		Disrupting Finance 3.99	
		Automate the Boring Stuff with Python 15.14	
		30	
		Skills 15	
		entation Design 17.99	
		igital Mindset 22.49	
		ocial Planning and Analysis 84	
		ta Literate 20.79	
		Strategy 25	
		dset 18.98	
		king in Bets 13.99	
		Power Query for Power BI and Excel 33.50	

We want to
SPLIT
that single

column
into **2**

	C	D	E
		The Model Thinker \$15.79	
		Disrupting Finance 3.99	
		Automate the Boring Stuff with Python 15.14	
		Range 30	
		Future Skills 15	
		Presentation Design 17.99	
		The Digital Mindset 22.49	
		Financial Planning and Analysis 84	
		Be Data Literate 20.79	
		Data Strategy 25	
		Mindset 18.98	
		Thinking in Bets 13.99	
		Power Query for Power BI and Excel 33.50	



	E	F	G
		The Model Thinker 15.79	
		Disrupting Finance 3.99	
		Automate the Boring Stuff with Python 15.14	
		Range 30	
		Future Skills 15	
		Presentation Design 17.99	
		The Digital Mindset 22.49	
		Financial Planning and Analysis 84	
		Be Data Literate 20.79	
		Data Strategy 25	
		Mindset 18.98	
		Thinking in Bets 13.99	
		Power Query for Power BI and Excel 33.5	

One way is to use the
TEXT to COLUMNS feature.

C	D	E	F	G	H	I	J	K	L
	The	Model	Thinker	\$15.79					
	Disrupting	Finance	3.99						
	Automate	the	Boring	Stuff	with	Python	15.14		
	Range	30							
	Future	Skills	15						
	Presentation	Design	17.99						
	The	Digital	Mindset	22.49					
	Financial	Planning	and	Analysis	84				
	Be	Data	Literate	20.79					
	Data	Strategy	25						
	Mindset	18.98							
	Thinking	in	Bets	13.99					
	Power	Query	for	Power	BI	and	Excel	33.5	


Ummm,
not quite
what we
needed.

Or you could

DUMP into

Power Query.

(But I didn't want to spend time explaining this method.)



	A	B
1	Column1.1	Column1.2
2	The Model Thinker	15.79
3	Disrupting Finance	3.99
4	Automate the Boring Stuff with Python	15.14
5	Range	30
6	Future Skills	15
7	Presentation Design	17.99
8	The Digital Mindset	22.49
9	Financial Planning and Analysis	84
10	Be Data Literate	20.79
11	Data Strategy	25
12	Mindset	18.98
13	Thinking in Bets	13.99
14	Power Query for Power BI and Excel	33.5


There's the

Good ole

formula method.

(But I might not have figured it out.)

	D	E	F	G
	\$15.79	The Model Thinker \$	15.79	
	3.99	Disrupting Finance	3.99	
	Automate the Boring Stuff with Python 15.14	Automate the Boring Stuff with Python	15.14	
	15	Range	30	
	Design 17.99	Future Skills	15	
	The Digital Mindset 22.49	Presentation Design	17.99	
	Analysis 84	The Digital Mindset	22.49	
		Financial Planning and Analysis	84	
		Be Data Literate	20.79	
		Data Strategy	25	
		Mindset	18.98	
	3.99	Thinking in Bets	13.99	
	and Excel 33.50	Power Query for Power BI and Excel	33.50	



By the way, here are the formulas:

$E = \text{LEFT}(D1, \text{MIN}(\text{FIND}(\{0,1,2,3,4,5,6,7,8,9\}, D1 \& "0123456789")) - 1)$

C	D	E	F	G
	The Model Thinker \$15.79	The Model Thinker \$	15.79	
	Disrupting Finance 3.99	Disrupting Finance	3.99	
	Automate the Boring Stuff with Python 15.14	Automate the Boring Stuff with Python	15.14	
	Range 30	Range	30	
	Future Skills 15	Future Skills	15	
	Presentation Design 17.99	Presentation Design	17.99	
	The Digital Mindset 22.49	The Digital Mindset	22.49	
	Financial Planning and Analysis 84	Financial Planning and Analysis	84	
	Be Data Literate 20.79	Be Data Literate	20.79	
	Data Strategy 25	Data Strategy	25	
	Mindset 18.98	Mindset	18.98	
	Thinking in Bets 13.99	Thinking in Bets	13.99	
	Power Query for Power BI and Excel 33.50	Power Query for Power BI and Excel	33.50	

$F = \text{MID}(D1, \text{MIN}(\text{FIND}(\{0,1,2,3,4,5,6,7,8,9\}, D1 \& "0123456789")), \text{LEN}(D1))$

(Courtesy of CoPilot AI.)

I needed something

really SIMPLE

since we were
zooming.

So, I turned to my browser
CoPilot and asked

“Hi CoPilot, is there a way to split a
column that contains text and number? I
want to split the text from the number.”

It came back
with 4 options
one of which was

FLASH FILL

The other 3 were those I've mentioned.

What is flash fill?

Simple, you just type in the first 2 or 3 rows, and Excel fills in the rest.

Disrupting Finance	
D	E
The Model Thinker \$15.79	The Model Thinker
Disrupting Finance 3.99	Disrupting Finance
Automate the Boring Stuff with Python 15.14	Automate the Boring Stuff with Python
Range 30	Range
Future Skills 15	Future Skills
Presentation Design 17.99	Presentation Design
The Digital Mindset 22.49	The Digital Mindset
Financial Planning and Analysis 84	Financial Planning and Analysis

That's it.

NO FORMULAS!

No fancy tricks!

It doesn't get easier than that.

If you have

chromebook
with Excel loaded,

well, that might not work for you.

Google and Microsoft don't play well together.

Otherwise, this is one of the few instances where you don't have to know a specific formula or menu item to use. Just type it in!

Hey, if you want to talk Excel or finance, you can connect with me on LinkedIn by clicking on the More button at

<https://www.linkedin.com/in/veroniquefrizzell/>